

# Report for Preparing for On-Campus Gatherings

## Response Counts

Completion Rate:

100%



Complete

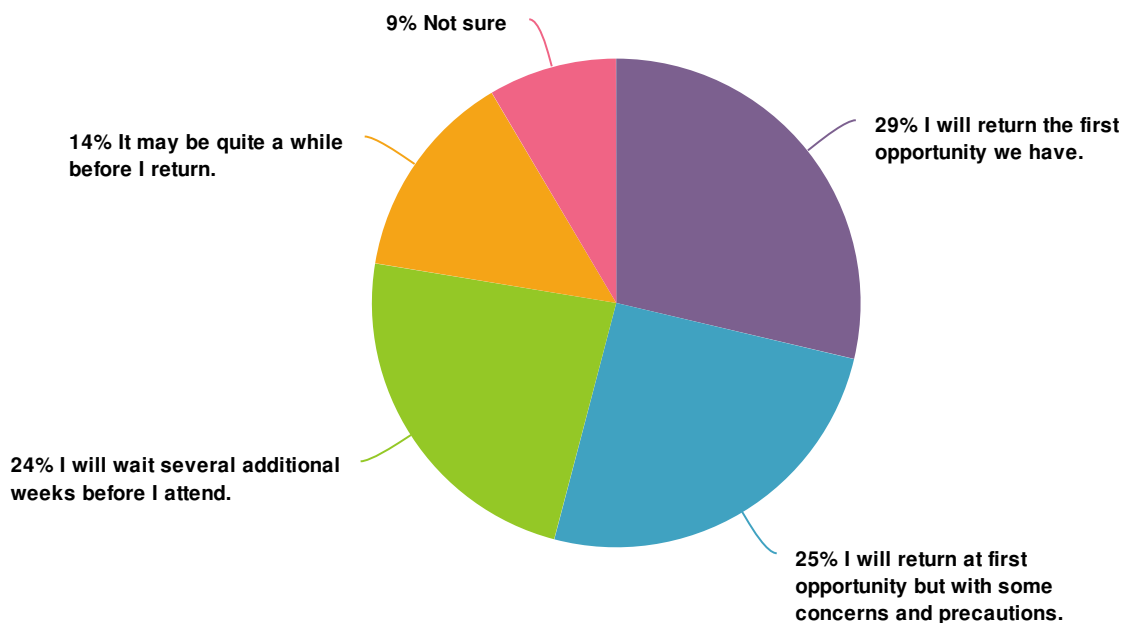


630

---

Totals: 630

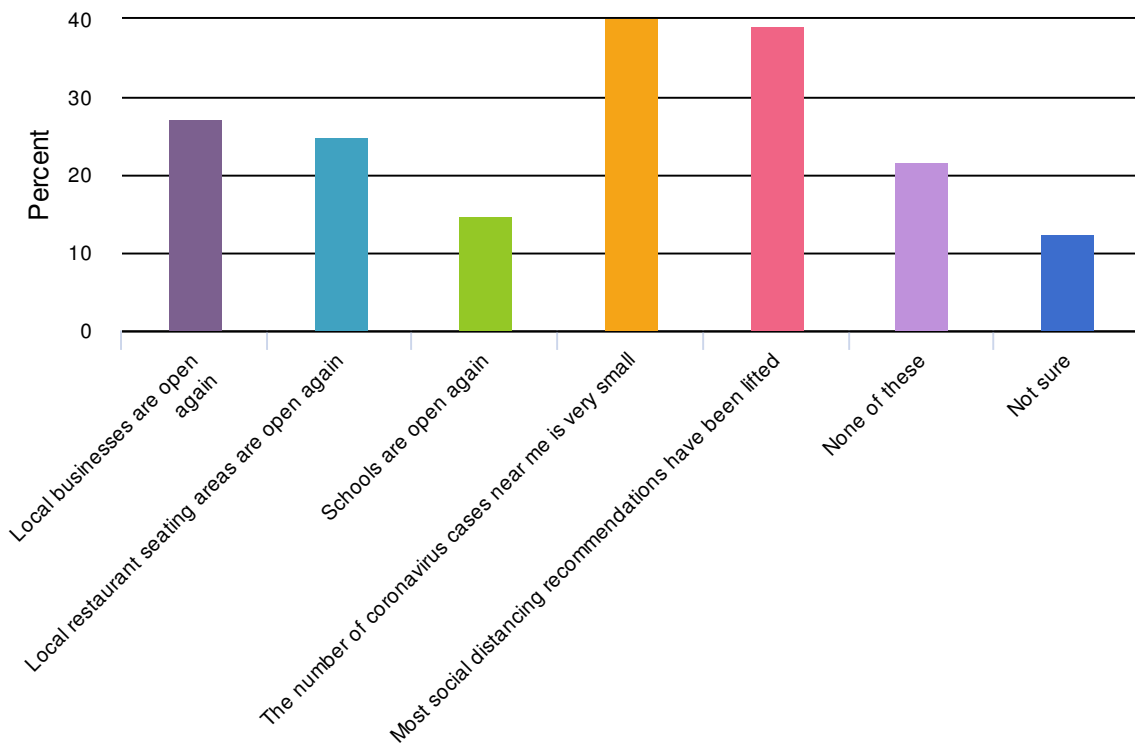
1. When our local government lifts its ban or guidance against large gatherings, which best describes your attitude toward returning to a worship service at church? Select one:



| Value  | Percent | Responses |
|--|---------|-----------|
| I will return the first opportunity we have.                               | 28.7%   | 173       |
| I will return at first opportunity but with some concerns and precautions. | 25.4%   | 153       |
| I will wait several additional weeks before I attend.                      | 23.5%   | 142       |
| It may be quite a while before I return.                                   | 13.9%   | 84        |
| Not sure   | 8.5%    | 51        |

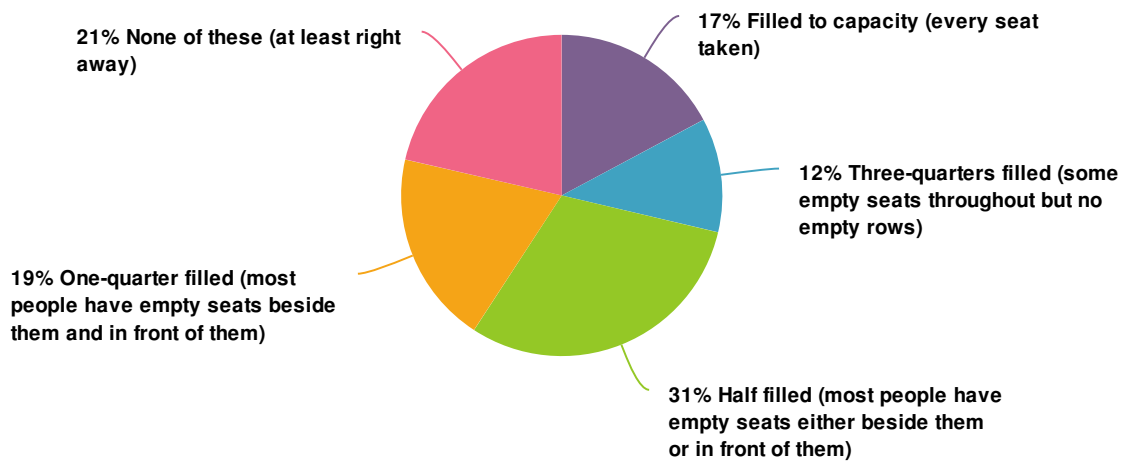
Totals: 603

2. In addition to our local government lifting its ban or guidance against public gatherings, are there other signals you would want to see before you return to attend a weekend service at Connection Point Church? Select all that apply.



| Value   | Percent | Responses |
|---|---------|-----------|
| Local businesses are open again                         | 27.3%   | 164       |
| Local restaurant seating areas are open again           | 25.0%   | 150       |
| Schools are open again                                  | 14.8%   | 89        |
| The number of coronavirus cases near me is very small   | 40.0%   | 240       |
| Most social distancing recommendations have been lifted | 39.2%   | 235       |
| None of these   | 21.8%   | 131       |
| Not sure  | 12.5%   | 75        |

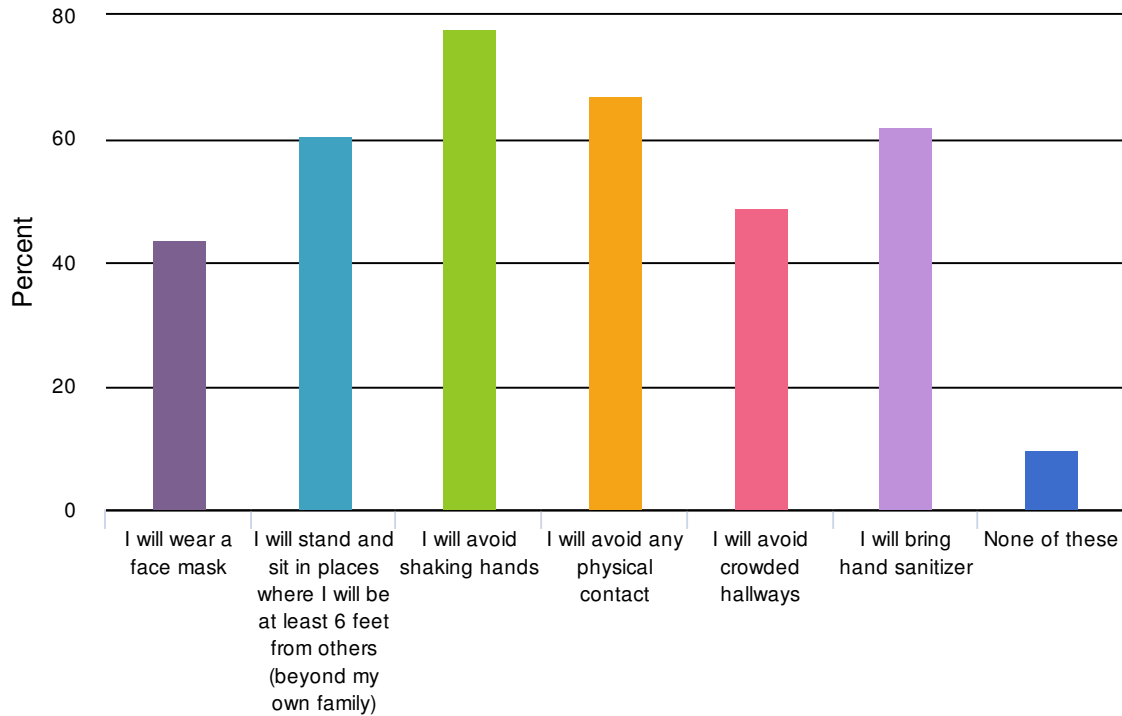
### 3. I would be comfortable attending if the Worship Center is...



| Value  | Percent | Responses |
|--|---------|-----------|
| Filled to capacity (every seat taken)  | 17.2%   | 102       |
| Three-quarters filled (some empty seats throughout but no empty rows)              | 11.5%   | 68        |
| Half filled (most people have empty seats either beside them or in front of them)  | 30.5%   | 181       |
| One-quarter filled (most people have empty seats beside them and in front of them) | 19.4%   | 115       |
| None of these (at least right away)  | 21.4%   | 127       |

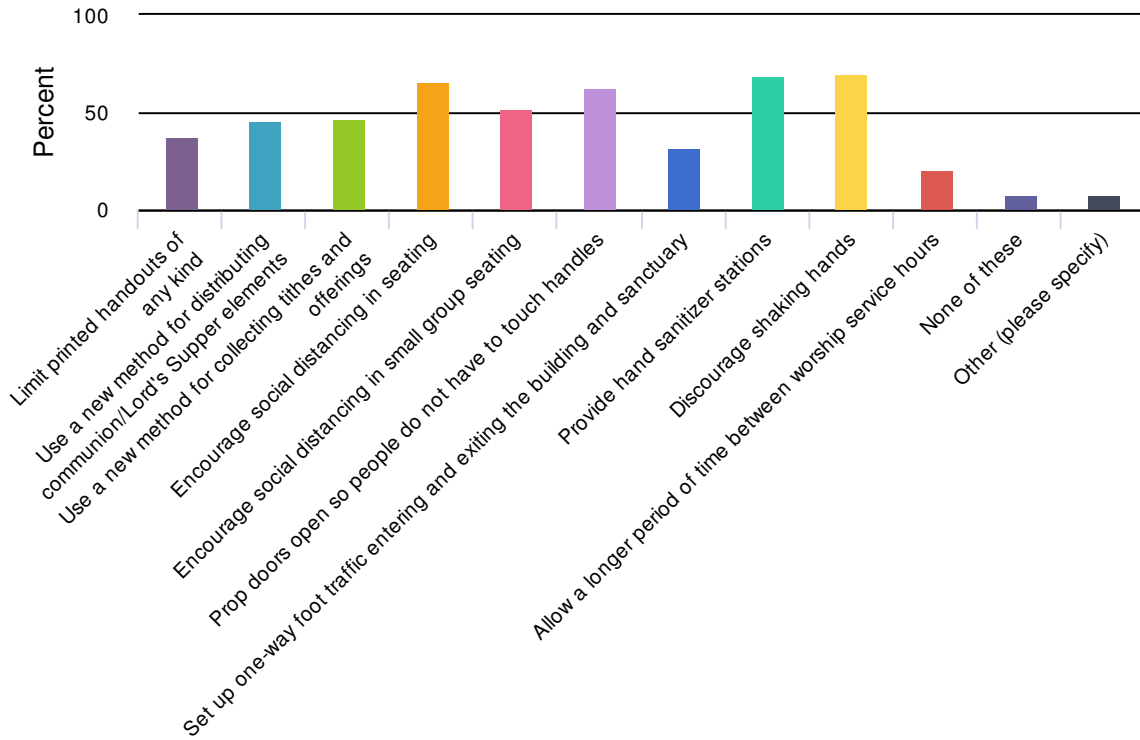
Totals: 593

4. What precautions, if any, do you plan to take when you return to a worship service? Select all that apply.



| Value   | Percent | Responses |
|---|---------|-----------|
| I will wear a face mask   | 43.9%   | 261       |
| I will stand and sit in places where I will be at least 6 feet from others (beyond my own family) | 60.6%   | 360       |
| I will avoid shaking hands  | 77.9%   | 463       |
| I will avoid any physical contact   | 67.0%   | 398       |
| I will avoid crowded hallways   | 48.8%   | 290       |
| I will bring hand sanitizer   | 62.1%   | 369       |
| None of these   | 9.8%    | 58        |

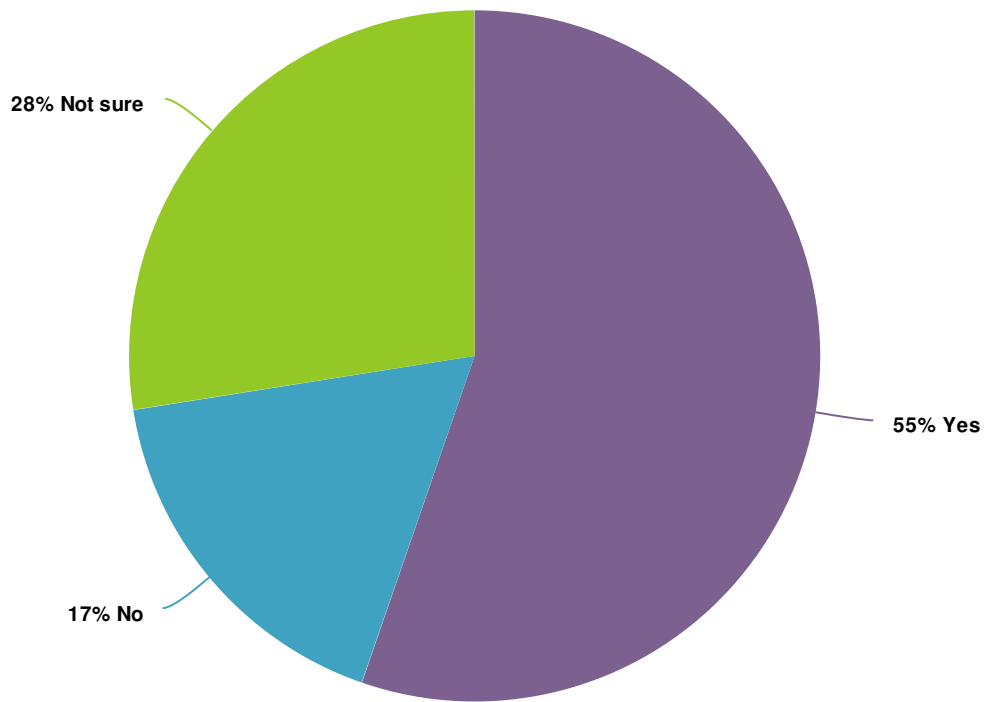
5. What precautions, if any, do you expect our church to take for worship gatherings? Select all that apply.






| Value   | Percent | Responses |
|---|---------|-----------|
| Limit printed handouts of any kind  | 38.5%   | 230       |
| Use a new method for distributing communion/Lord's Supper elements          | 46.4%   | 277       |
| Use a new method for collecting tithes and offerings                        | 46.6%   | 278       |
| Encourage social distancing in seating                                      | 66.2%   | 395       |
| Encourage social distancing in small group seating                          | 51.9%   | 310       |
| Prop doors open so people do not have to touch handles                      | 63.3%   | 378       |
| Set up one-way foot traffic entering and exiting the building and sanctuary | 32.5%   | 194       |
| Provide hand sanitizer stations   | 68.7%   | 410       |
| Discourage shaking hands  | 70.0%   | 418       |
| Allow a longer period of time between worship service hours                 | 20.6%   | 123       |
| None of these   | 8.2%    | 49        |
| Other (please specify)  | 7.9%    | 47        |



6. Would you be willing to attend a worship service in an overflow room to ensure people are spread out?

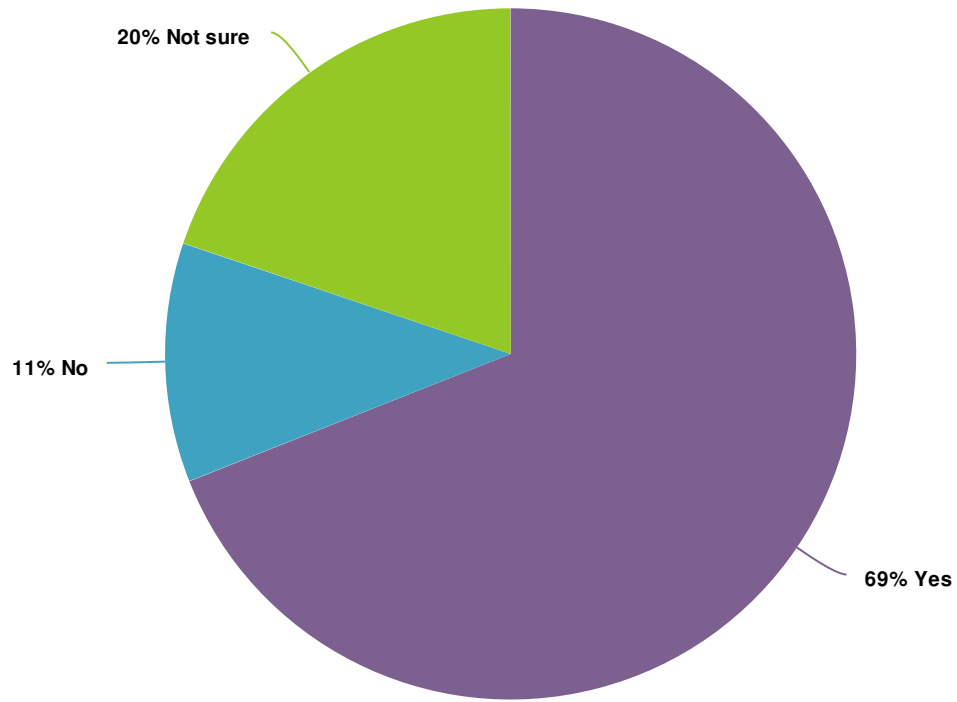


| Value    |   | Percent | Responses |
|----------|---|---------|-----------|
| Yes      |  | 55.3%   | 331       |
| No       |  | 17.2%   | 103       |
| Not sure |  | 27.5%   | 165       |

Totals: 599



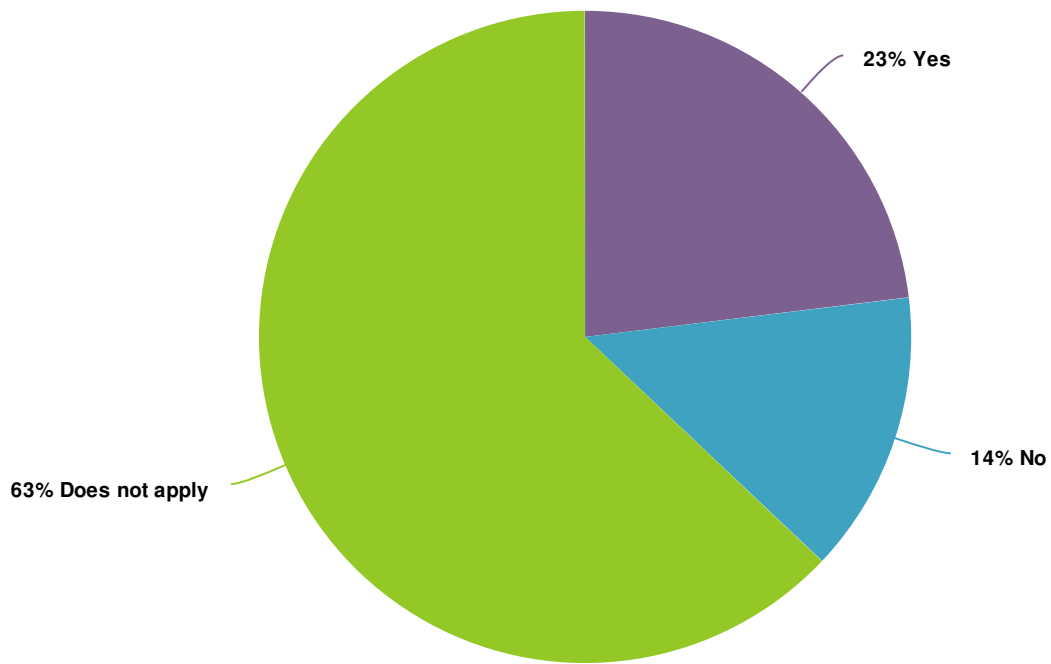
7. Would you be willing to attend a worship service at a different time than you typically attend to allow people to be more spread out in the Worship Center?



| Value    | Percent | Responses |
|----------|---------|-----------|
| Yes      | 69.0%   | 411       |
| No       | 11.2%   | 67        |
| Not sure | 19.8%   | 118       |

Totals: 596

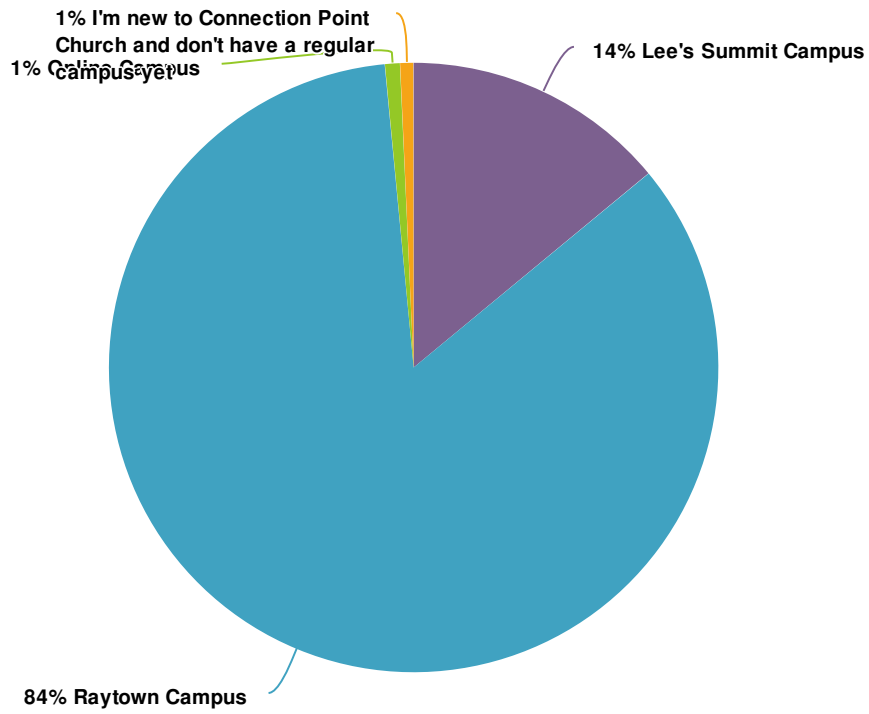
8. If you have children, would you feel comfortable bringing them to church with social distancing restrictions?



| Value          |  | Percent | Responses |
|----------------|--|---------|-----------|
| Yes            |  | 23.1%   | 137       |
| No             |  | 14.0%   | 83        |
| Does not apply |  | 63.0%   | 374       |

Totals: 594

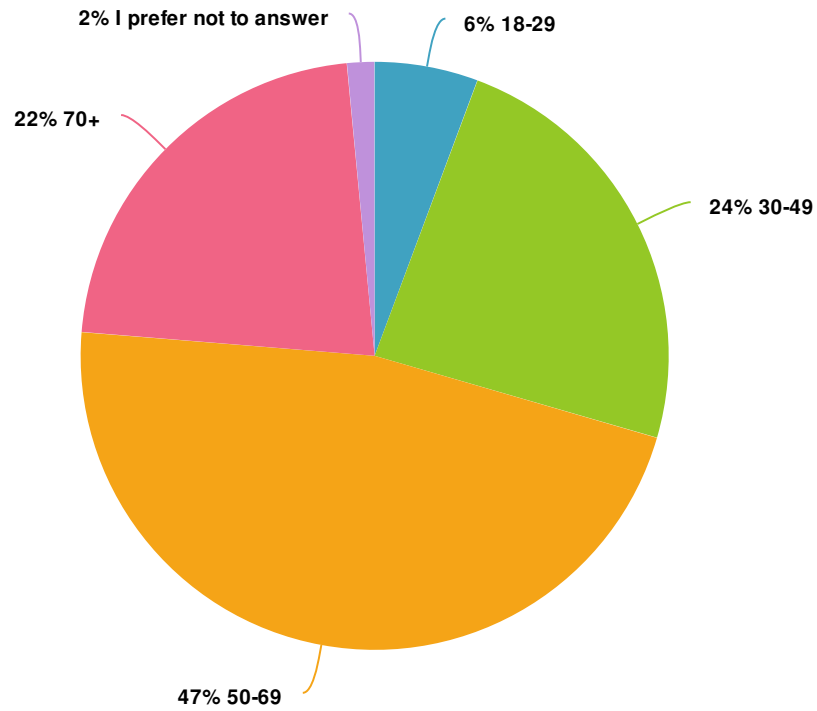
### 9. Which campus did you most regularly attend before the Stay at Home Order?



| Value  | Percent | Responses |
|--|---------|-----------|
| Lee's Summit Campus  | 14.0%   | 84        |
| Raytown Campus   | 84.4%   | 505       |
| Online Campus  | 0.8%    | 5         |
| I'm new to Connection Point Church and don't have a regular campus yet | 0.7%    | 4         |

Totals: 598

## 10. What is your age?



| Value                  | Percent | Responses |
|------------------------|---------|-----------|
| 18-29                  | 5.7%    | 34        |
| 30-49                  | 23.8%   | 143       |
| 50-69                  | 46.8%   | 281       |
| 70+                    | 22.2%   | 133       |
| I prefer not to answer | 1.5%    | 9         |

Totals: 600